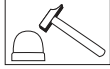
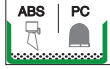
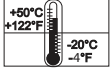




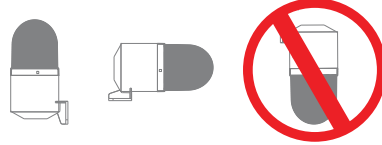
TERMBH03***




(EN)

- The electrical connection is to be made by trained electrical specialists only.
- The product can be used indoors & outdoors.
- The interior & exterior compatibility of the product is like in the pictures below.
- The product should be installed where the vibration and heat are minimal.

INDOOR



OUTDOOR



TERMBH03 Model

P/N	Power Supply	Current (mA) Max.
TERMBH03**	12-24V AC/DC	102mA
TERMBH03***	40-250V AC/DC 50Hz	101mA

R G Y B W

*** Indicates Light colors.
R-Red / G-Green / Y-Yellow / B-Blue / W-White



Light Pattern

P/N	Light Pattern	Melody
TERMBH0300*** TERMBH0301***	Steady	7
TERMBH0302*** TERMBH0303***	Flashing	7
TERMBH0304*** TERMBH0305***	Strobe	7
TERMBH0306*** TERMBH0307***	Rotary	7



Sound Intensity

Melody	Cable Color	Sound Intensity (dB max) (10cm)	Sound Intensity (dB max) (100cm)
1	Red	126	105
2	Green	127	104
3	Yellow	129	108
4	Blue	129	105
5	White	126	107
6	Orange	130	107
7	Brown	128	103
8	Misuse	123	98

*** Values may vary by +/- 5%.

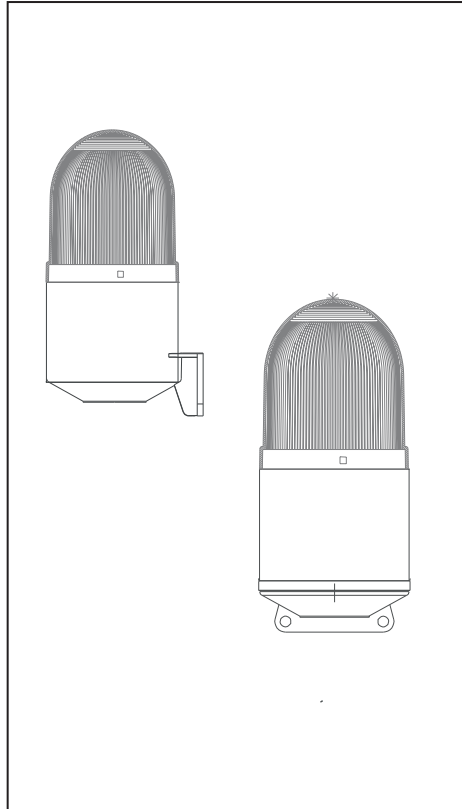


Weight

P/N	Weight	Color
TERMBH03***	265-275gr	Red Green Yellow Blue White
TERMBH03***	280-290gr	

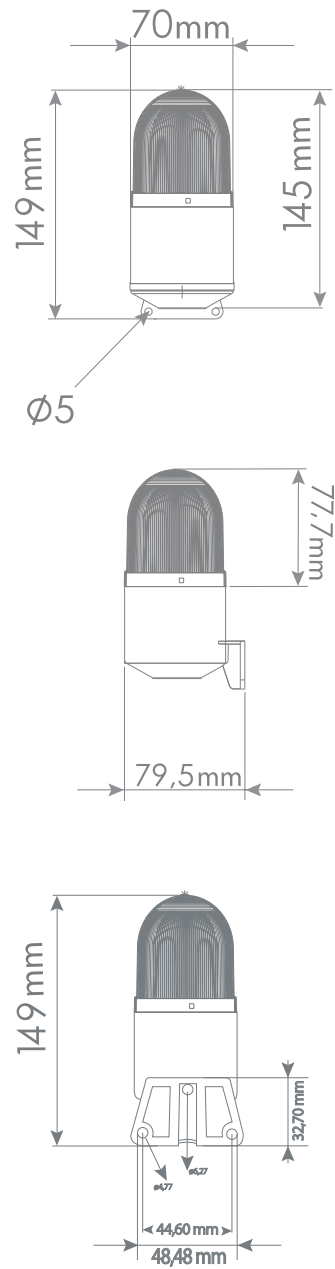


*It is recommended that people with epilepsi should not use it.



1

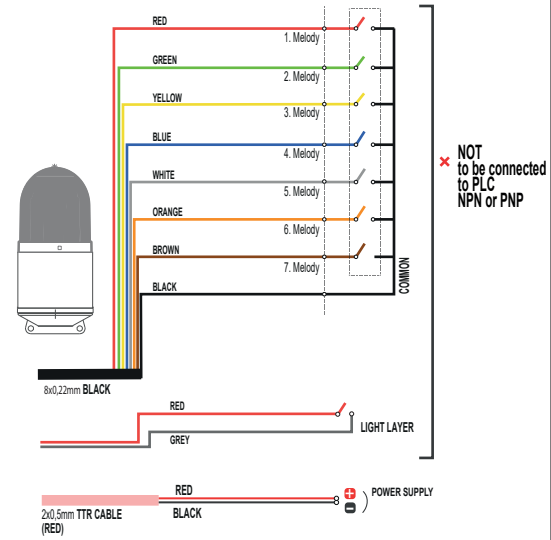
TECHNICAL DIAGRAM



2

WIRING DIAGRAM

12-24V AC/DC



2a

WIRING INSTRUCTION



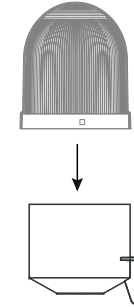
(EN)

Melody Wires: Red-Green-Yellow-Blue-White-Orange-Brown
Common Wires: Black-Gray
Light Wires: Red
Power Supply Cable: 2x0.50 TTR (Red-Black for 12-24V AC/DC)
 (Blue-Brown for 40-250V AC/DC)

- Do not supply power to the Melody, Common and Light Wires, and do not connect directly to NPN or PNP terminals of any PLC to avoid damage or malfunction. Only the power supply wires should be used to provide power to the system.
 - The product warranty will be void if power is supplied to the Melody, Common and Light Wires
 - For melodies, make a dry contact connection between the Melody wires and the Black Common wire.
 - For light, make a dry contact connection between the Light wires and the Gray Common wire.
- ⏪ ⏩ ⏴ ⏵ ⏶ ⏷
- If 3 melodies are triggered at the same time, a 'Misuse' alarm will be activated.

3

SPARE PARTS



TERMSP0103R (RED)
 TERMSP0103G (GREEN)
 TERMSP0103Y (YELLOW)
 TERMSP0103B (BLUE)
 TERMSP0103W (WHITE)

2

WIRING DIAGRAM

40-250V AC/DC

