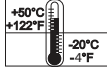




TERMES0102
TERMES0103



(EN)

- Electrical connection is to be made by trained electrical specialists only.
- The product can be used indoors & outdoors.
- The interior & exterior compatibility of the product is like in the pictures below.
- The product should be installed where the vibration and heat is minimum.



TERMES01 Model

P/N	Power Supply	Current (mA) Max.
TERMES0102	12-24V AC/DC	100mA
TERMES0103	40-250V AC/DC 50 Hz	17mA



Sound Intensity

Melody	Sound Intensity (dB max) (10cm)	Sound Intensity (dB max) (100cm)
M1 Continuous	123	101
M2 Intermittent	121	100

*** Values may vary by +/- 5%.



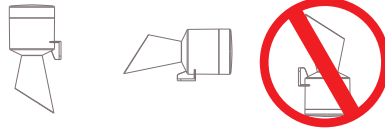
Weight

P/N	Weight
TERMES0102	215-220gr
TERMES0103	250-255gr

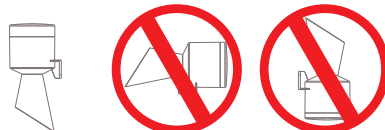


*It is recommended that people with epilepsy should not use it.

INDOOR



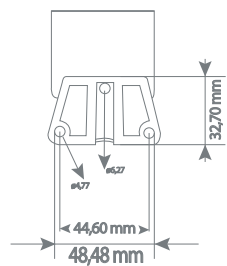
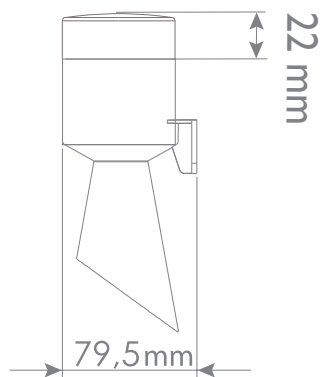
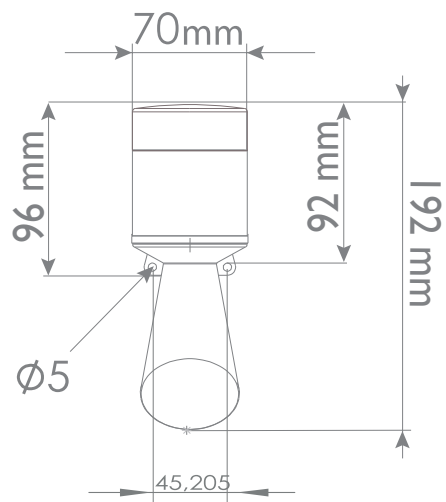
OUTDOOR



T.E.R. Tecno Elettrica Ravasi Srl a socio unico
Via Garibaldi 29/31 - 23885 Calco (LC) - Italy
Tel. +39 039 9911011 - Fax +39 039 9910445
E-mail: info@ter.it - www.ter.it
Sede Legale - Registered Office
Via San Vigilio 2 - 23887 Olgiate Molgora (LC) - Italy

1

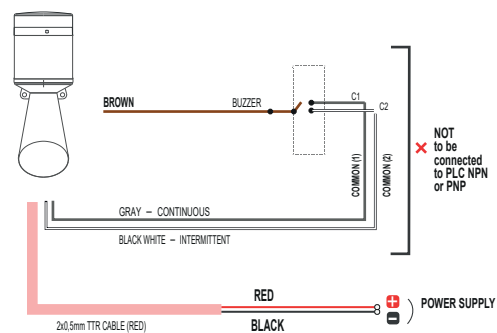
TECHNICAL DIAGRAM



2

WIRING DIAGRAM

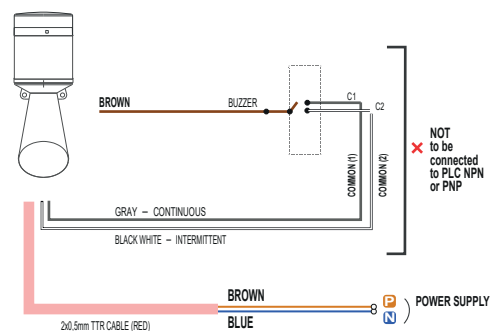
12-24V AC/DC



2

WIRING DIAGRAM

40-250V AC/DC



2a

WIRING INSTRUCTION



(EN)

Buzzer Wires: Brown
Signal Wires: Gray and Black-White
Power Supply Cable: 2x0,50 TTR (Red-Black for 12-24V AC/DC and Blue-Brown for 40-250V AC/DC)

- 12-24V AC/DC and 40-250V AC/DC series products are fed stably via the motherboard.
- Do not supply power to the Buzzer and Signal Wires or not be connected directly to any PLC NPN or PNP terminals to avoid damage or malfunction. Only the power supply wires should be used to provide power to the system.
- The product warranty will be void if power is supplied to the Buzzer and Signal Wires.
- For Continuous Sound, connect the Buzzer wire to the Gray Common wire using a dry contact connection.
- For Intermittent Sound, connect the Buzzer wire to the Black-White Common wire using a dry contact connection.

3

SPARE PARTS



TERMSP0201

