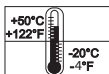
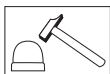




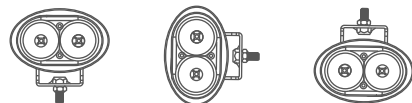
TERMSF0100
TERMSF0101



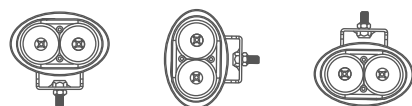
(EN)

- Electrical connection is to be made by trained electrical specialists only.
- The product can be used indoors & outdoors.
- The interior & exterior compatibility of the product is like in the pictures below.
- The product should be installed where the vibration and heat is minimum.

INDOOR



OUTDOOR



TERMSF01 Model

P/N	TERMSF0100	TERMSF0101
Operation Voltage	12-60V/DC	12-48V/DC
Current	1200mA (Vin=12V/dc) 750mA (Vin=24V/dc) 360mA (Vin=48V/dc)	1000mA (Vin=12V/dc) 800mA (Vin=24V/dc) 400mA (Vin=48V/dc)
Power/Actual Power	6W/13±5W	10W/13±5W
LED Type/Color	3W*2pcs Red	5W*2pcs Blue
Light Shape	Round	Round
Length of the Light beam in 3m (L*W cm)	50*50	50*50



Light Pattern

P/N	Light Pattern	Light Shape & Color
TERMSF0100	Steady	Red
TERMSF0101		Blue

*** Values may vary by +/- 5%.



Weight

P/N	Weight	Color
TERMSF0100	380-390gr	Red
TERMSF0101	375-385gr	Blue



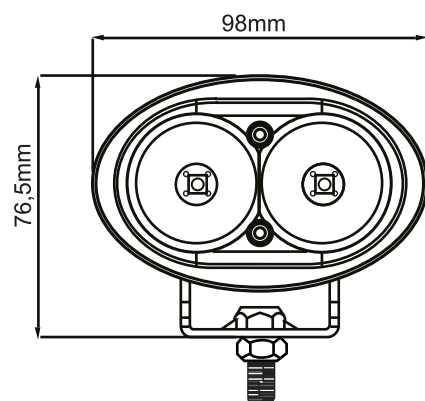
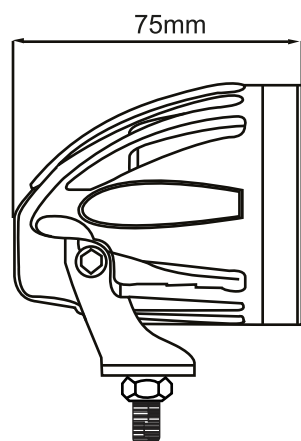
*It is recommended that people with epilepsia should not use it.



T.E.R. Tecno Elettrica Ravasi Srl a socio unico
Via Garibaldi 29/31 - 23885 Calco (LC) - Italy
Tel. +39 039 9911011 - Fax +39 039 9910445
E-mail: info@ter.it - www.ter.it
Sede Legale - Registered Office
Via San Vigilio 2 - 23887 Olgiate Molgora (LC) - Italy

1

TECHNICAL DIAGRAM



2

WIRING DIAGRAM

12-60V/DC
12-48V/DC

