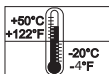
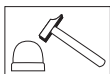




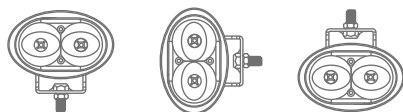
TERMSF0200



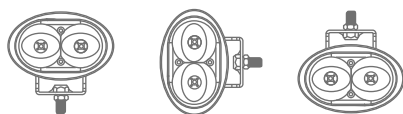
(EN)

- Electrical connection is to be made by trained electrical specialists only.
- The product can be used indoors & outdoors.
- The interior & exterior compatibility of the product is like in the pictures below.
- The product should be installed where the vibration and heat is minimum.

INDOOR



OUTDOOR



TERMSF02 Model

P/N	TERMSF0200
Operation Voltage	12-48V DC
Current	1100mA (Vin=12V/dc) 610mA (Vin=24V/dc) 350mA (Vin=48V/dc)
Power/Actual Power	10W/12±5W
LED Type/Color	5W*2pcs Red
Light Shape	Line
Length of the Light beam in 3m (L*W cm)	6500lm±10% 450cm*90cm



Light Pattern

P/N	Light Pattern	Light Shape & Color
TERMSF0200	Steady	Red

*** Values may vary by +/- 5%.

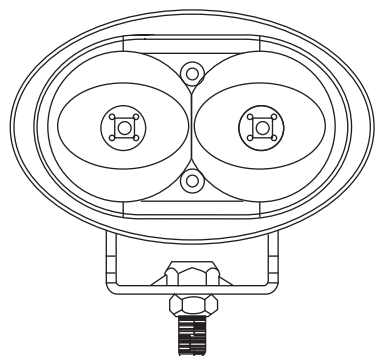


Weight

P/N	Weight	Color
TERMSF0200	400-410gr	Red



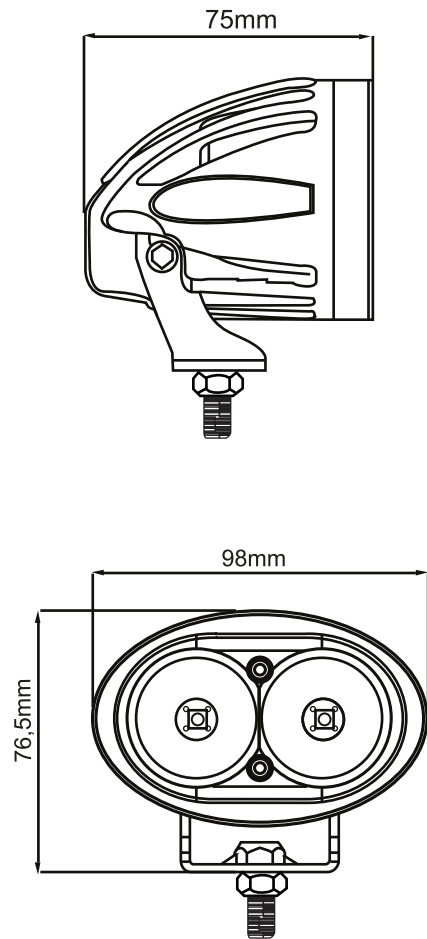
*It is recommended that people with epilepsy should not use it.



T.E.R. Tecno Elettrica Ravasi Srl a socio unico
 Via Garibaldi 29/31 - 23885 Calco (LC) - Italy
 Tel. +39 039 9911011 - Fax +39 039 9910445
 E-mail: info@ter.it - www.ter.it
 Sede Legale - Registered Office
 Via San Vigilio 2 - 23887 Olgiate Molgora (LC) - Italy

1

TECHNICAL DIAGRAM



2

WIRING DIAGRAM

12-48V/DC

