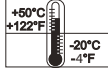




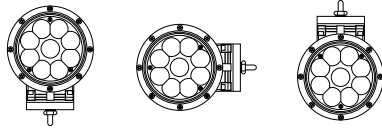
TERMSF0500
TERMSF0501



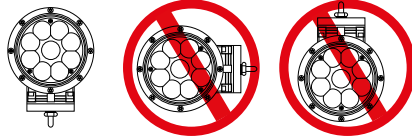
(EN)

- Electrical connection is to be made by trained electrical specialists only.
- The product can be used indoors & outdoors.
- The interior & exterior compatibility of the product is like in the pictures below.
- The product should be installed where the vibration and heat is minimum.

INDOOR



OUTDOOR



TERMSF05 Model

Technical Spec.	TERMSF0500	TERMSF0501
Operation Voltage	12-30V/DC	12-30V/DC
Current	3000mA (Vin=12V/dc) 1500mA (Vin=24V/dc)	2600mA (Vin=12V/dc) 1220mA (Vin=24V/dc)
Power/Actual Power	45W/36±5W	45W/36±5W
LED Type/Color	5W*9pcs Red	5W*9pcs Blue
Light Shape	Round	Round
Lumens	2880lm±10%	2880lm±10%
Length of the Light beam in 3m	47cm x 47cm	47cm x 47cm



Light Pattern

P/N	Light Pattern	Light Shape & Color
TERMSF0500	Steady	Red
TERMSF0501		Blue

*** Values may vary by +/- 5%.



Weight

P/N	Weight	Color
TERMSF0500	1800-1810gr	Red
TERMSF0501	1800-1810gr	Blue



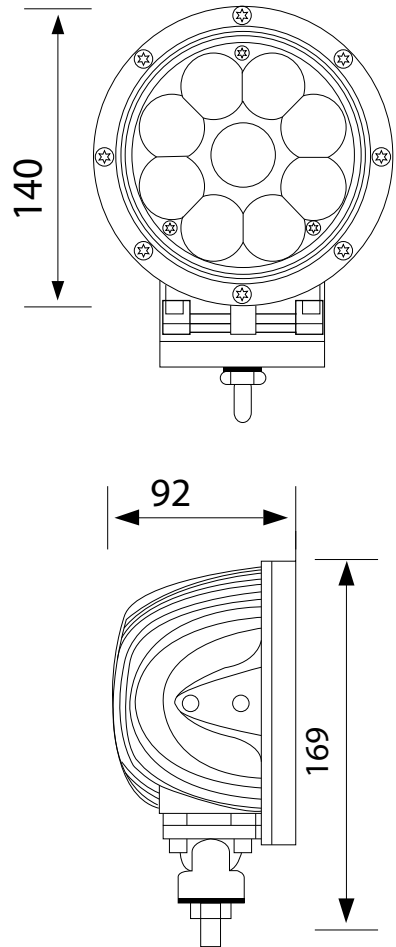
*It is recommended that people with epilepsi should not use it.



T.E.R. Tecno Elettrica Ravasi Srl a socio unico
Via Garibaldi 29/31 - 23885 Calco (LC) - Italy
Tel. +39 039 9911011 - Fax +39 039 9910445
E-mail: info@ter.it - www.ter.it
Sede Legale - Registered Office
Via San Vigilio 2 - 23887 Olgiate Molgora (LC) - Italy

1

TECHNICAL DIAGRAM



2

WIRING DIAGRAM

12-30V/DC

